

# Princess F54

Product Presentation



  
**PRINCESS**  
Distinction in Detail

# Contents

## 03-26 Model in Detail

Highlights

Profiles

Images


Layouts

Technical information

Specifications

## 27-30 Optional Upgrades


## 31 Further information



# Highlights

- Engine options up to twin Volvo D13-900's giving a maximum speed of up to 34 knots
- New aft layout featuring:
  - New optional linear bathing platform suitable for tender up to Williams TurboJet 285
  - New style 'walkaround' transom design
  - Aft facing seating to cockpit (via optional movable backrest)
- New foredeck layout featuring sunpad with optional manually adjustable headrest plus backrest (to create forward facing seat conversion) and optional removable teak table (deck-mounted)
- New flybridge layout featuring companion seating (with sunpad conversion), dining area, corner wetbar, and helm station
- New hardtop option
- Separate dinette to main deck living area – unique to this size of yacht
- 3 guest cabins to the lower deck, including a new and improved third guest cabin with side-by-side twin berths (and optional double berth conversion)
- New aft cabin fit out option featuring single bunk, wash hand basin, toilet, and storage
- New styling throughout including new style helm seats in eco upholstery as standard
- Bowthruster fitted as standard with option for sternthruster or variable speed bow and stern thrusters
- Optional gyro stabilisation
- ONAN generator fitted as standard with 3 upgrade options
- Optional grey water OR extended range fuel tank available
- Garmin navigation systems throughout
- Fusion audio throughout with option to upgrade to Naim

# Profile



# Optional Profile





  
**PRINCESS**



  
**PRINCESS**



  
**PRINCESS**



  
**PRINCESS**

**Flybridge**



  
**PRINCESS**

Foredeck





  
**PRINCESS**

Saloon





PRINCESS

Helm



  
**PRINCESS**

Owner's Stateroom



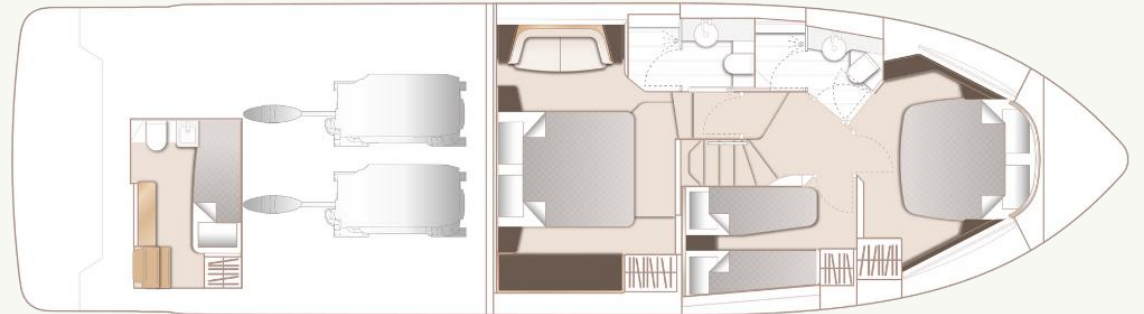
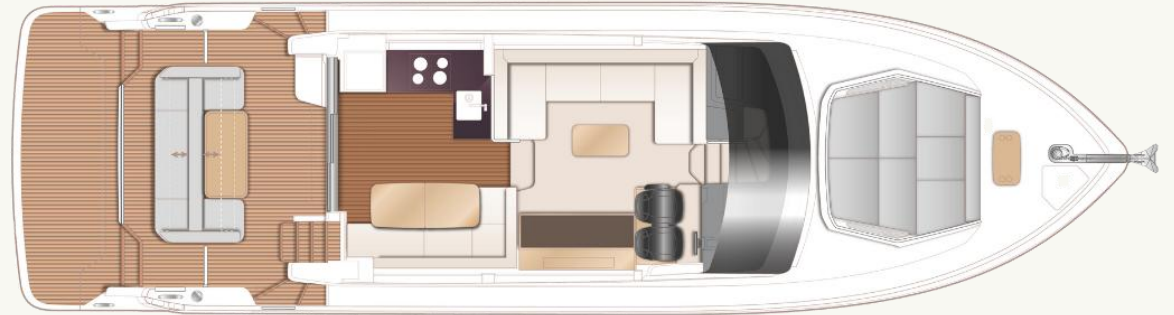
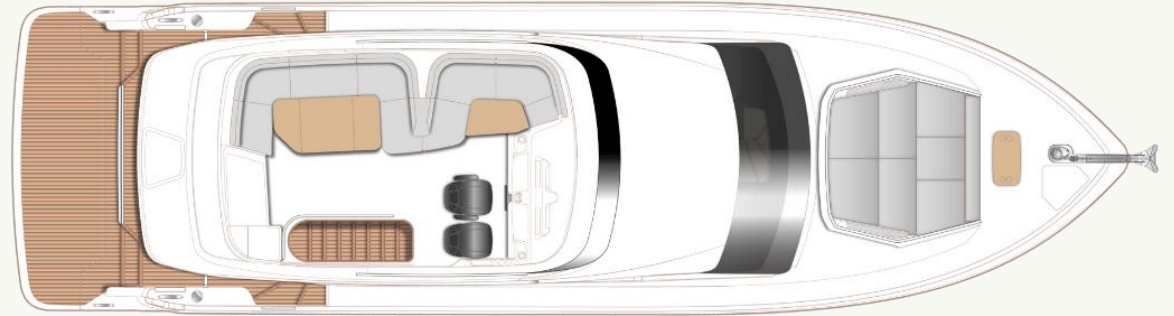
  
**PRINCESS**

Owner's Stateroom Bathroom

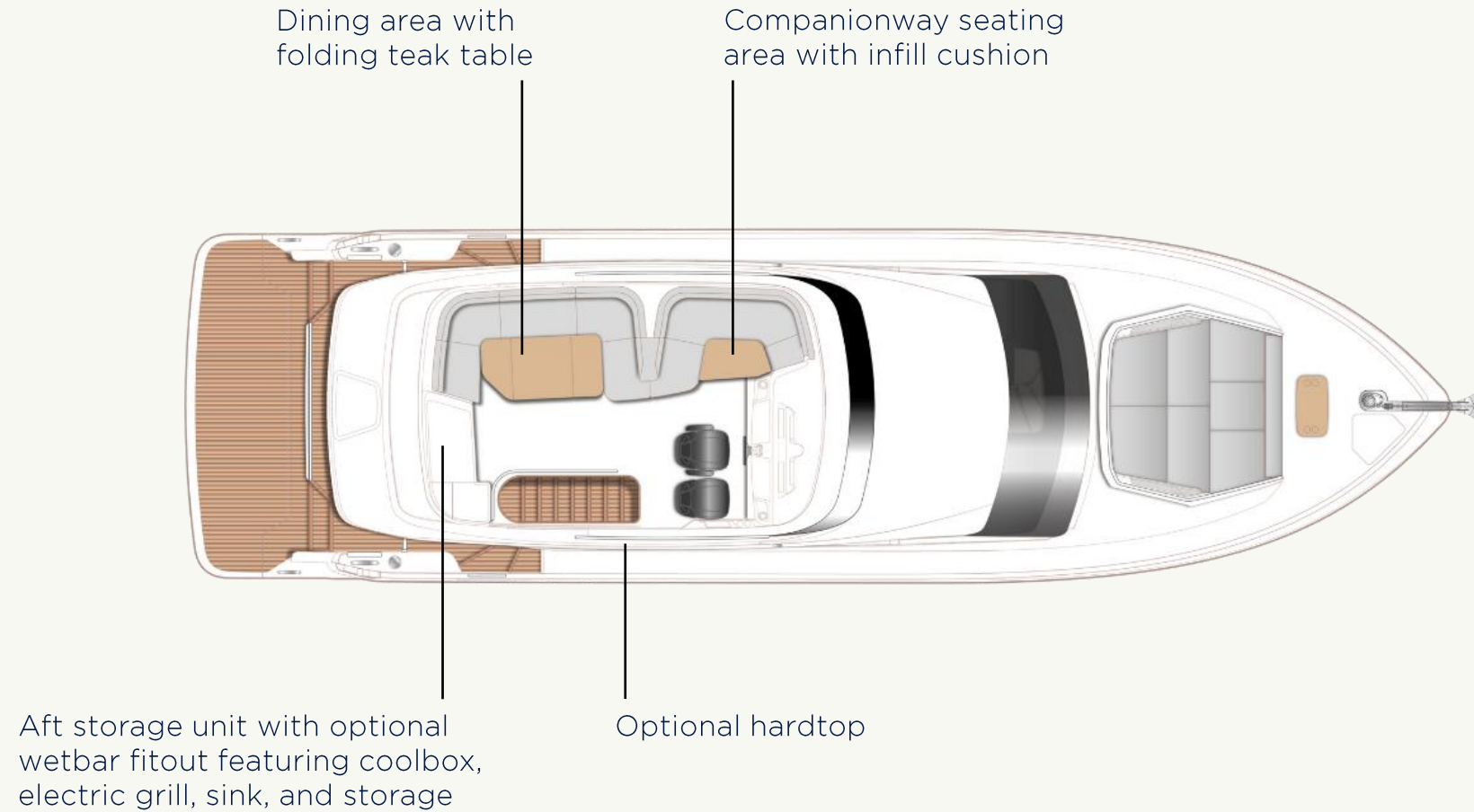
# Layouts

Flybridge, main deck and lower deck arrangements\*

\*some optional equipment may be shown



# Flybridge

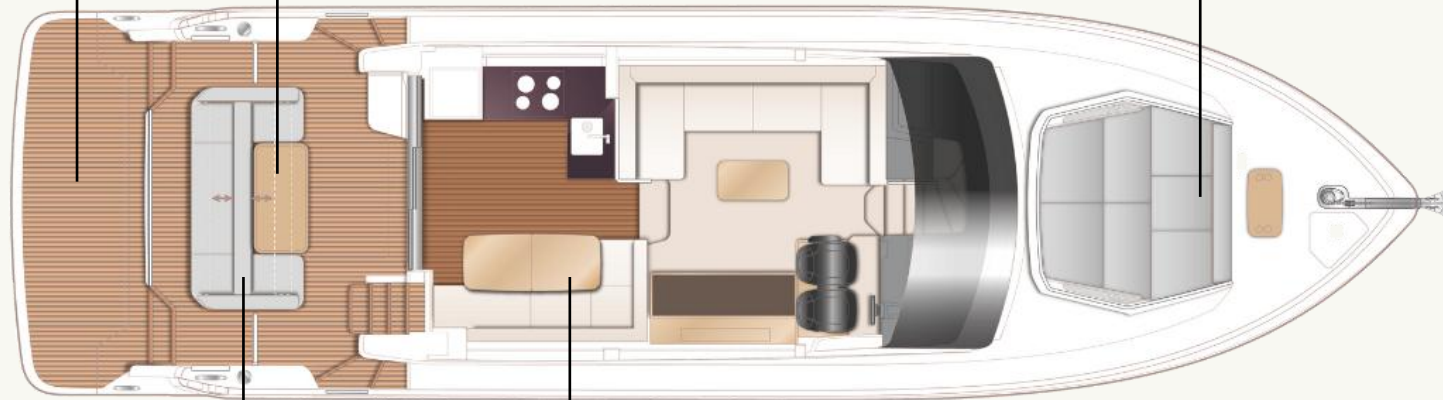


# Main Deck

Optional linear lift up/  
down bathing platform

Walkaround cockpit area with  
U-shaped seat and teak table

Foredeck sunpad with  
optional teak coffee table



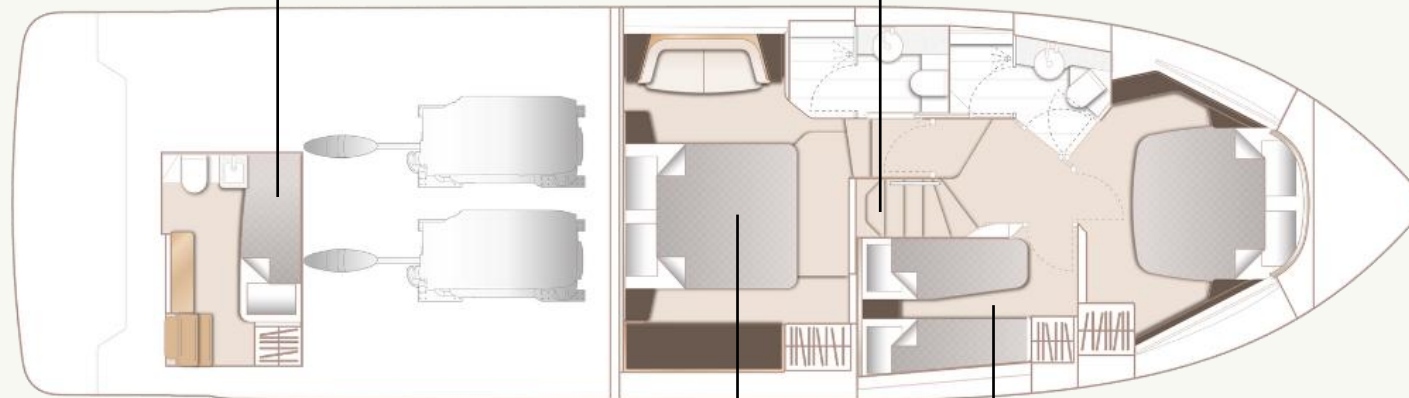
Optional multi-position moveable back rest  
mechanism to convert U-shaped seat into aft facing  
sofa or cockpit sunbed (includes manual up/down  
mechanism to table and sunpad infill cushion)

Separate dinette area

# Lower Deck

Optional crew cabin  
with single berth

Optional washer/dryer



Owner's stateroom with  
forward ensuite

Side-by-side berth third cabin

# Technical Specification

## Principal Dimensions

Length overall (incl. pulpit)	54 ft 4 in / 16.260 m
Length overall (excl. pulpit)	53 ft 3 in / 16.242 m
Length of hull	50 ft 2 in / 15.283 m
Beam	14 ft 9 in / 4.500 m
Displacement approx.	23,385 kg / 51,555 lbs*
Fuel capacity	462 gal / 555 US gal / 2,100 l
Water capacity	114 gal / 137 US gal / 520 l

## Engines - Diesel

- Twin Volvo D11-725 (2 x 725mhp)  
Maximum speed range - 27-29 knots<sup>†</sup>
- Twin Volvo D13-900 (2 x 900mhp)  
Maximum speed range - 32-34 knots<sup>†</sup>

# Detailed Specification

## Deck Fittings

- Teak-laid transom platform, transom steps, cockpit deck, flybridge stairway and steps to side deck
- Reversible electric anchor winch with foredeck and main helm controls
- Stemhead roller with automatic anchor launch and retrieve
- Self-stowing anchor system incorporating one 25kg galvanised anchor with 40m of 9.5/10mm galvanised anchor chain
- Deck hatch access to chain locker
- Stainless steel forward fairleads (1 pair)
- Stainless steel aft fairleads (1 pair)
- Stainless steel bow fairleads (1 pair)
- Stainless steel spring cleats, with chafing plates (1 pair)
- Stainless steel stern cleats (1 pair)
- Stainless steel transom cleats (1 pair)
- Stainless steel pulpit and guard rails
- PVC rubbing band with stainless steel insert

- Illuminated crown logo on transom
- Full set of IMO navigation lights
- Riding light
- Searchlight with remote controls
- Loudhailer (connected to VHF)
- Twin electric horns
- Ensign socket
- Fuel and water fillers (one per side)
- Black water holding tank dockside discharge connection
- Foredeck freshwater anchor / deck wash system in chain locker

## Foredeck

- Sunpad cushions
- Escape hatch from forward cabin
- Storage locker
- Drinks holders (4)
- Aft Cockpit and Bathing Platform
- Self-draining
- Fixed bathing platform

- Upholstered U-shaped seating
- Fixed teak dining table
- Stainless steel handrails and aft balustrade
- LED overhead and deck level lighting
- LED lighting to step faces
- Starboard side integral stairway to flybridge with teak-laid step treads
- Access hatch to lazarette/opt. crew cabin to starboard
- Lockable gas strut assisted hatch to engine room
- Rope lockers to port and starboard bulwarks
- Locker containing remote fuel cocks, manual bilge pump with valve chest and manual controls for automatic fire extinguishers below flybridge stairs
- Life raft storage locker under cockpit seating (port side)
- Twin transom gates leading to bathing platform
- Hot and cold transom shower
- 220/240v shore support inlet
- Wrap around cockpit cover

## Flybridge

- Dual station instrumentation and controls (see Lower Helm Position)
- Power assisted electro-hydraulic steering with adjustable steering wheel
- Wind deflector screens
- Twin helm seats with manual fore and aft adjustment for helmsman
- Audible and visual alarm for bilge pumps
- Engine room fire extinguisher warning system
- Clear view hatch to aft cockpit
- Access stairway to aft cockpit
- Stainless steel handrails
- Stainless steel handrail around flybridge hatch
- Forward U-shaped upholstered companion seating
- Aft large U-shaped upholstered seating area
- Folding teak dining table
- Drink holders
- Aft storage unit

- Fusion MS-SRX400 audio system, paired with Fusion Signature 6.5" waterproof speakers (2)
- LED deck level lighting
- USB charging points
- GRP radar arch
- Twin matching whip aerials for VHF R/T and radio
- Covers to console and exterior furniture where appropriate

### Lower Helm

- Twin upholstered seats with manual fore and aft adjustment for helmsman
- Dual station instrument and controls console at lower helm
  - 16" colour MFD incorporating GPS/chartplotter, log, echo-sounder
  - 7" MFD screen displaying engine instrumentation (including fuel levels and fuel flow)
  - Power-assisted electro-hydraulic steering
  - Adjustable steering wheel
  - High-speed magnetic compass
  - Electronic engine controls
  - Trim tab controls with indicators
  - Bow thruster control

- Electric anchor winch remote control
- Autopilot
- Speed and distance log
- Echo sounder with alarm
- VHF with DSC R/T with intercom
- Remote control searchlight
- Horn button (to operate twin electric horns)
- Audible and visual alarm engine warning system
- Audible and visual alarm for bilge pumps
- Engine room fire extinguisher warning system
- Footrest

- Drink holders (2)
- Glovebox to portside
- Electric opening window (starboard)
- Toughened glass screen (clear for night vision)
- Windscreen wipers with freshwater windscreen wash
- Exterior black mesh windscreen covers
- Bilge pump controls with visual pump running warnings

- 24v and 240v electrical control panel
- Riding light, helm and navigation light control switches
- USB charging points (2) (USB-A and USB-C)
- LED overhead lighting (24V) and night lighting
- Fitted carpet

### Deck Saloon

- U-shaped sofa (port)
- Storage drawer under port side sofa
- Coffee table
- Starboard side sideboard with bottle, glassware storage, and drinks refrigerator
- 43" TV
- Fusion MS-RA770 audio system, paired with Fusion 6" CL602 speakers (2)
- Panoramic tinted toughened glass windows port and starboard
- Manual Venetian blinds to all windows
- LED overhead and concealed lighting (24V)
- Access stairway to lower accommodation

- Fitted carpet (including aft saloon steps)

### Aft Galley

- Galley counter top is Solid Surface (satin finish)
- Bosch 4-zone ceramic hob
- Hob extractor fan
- Twin top lockers
- Bosch combination microwave/convection oven with grill
- Full height fridge/freezer
- Sink is stainless steel with mixer tap
- Chopping board in solid surface with cutting surface on underside
- Waste bin
- Drawers and storage cupboards
- Top loading storage bin to corner of galley (lid is flush with countertop)
- Manual Venetian blinds to windows
- LED overhead lighting (24V)
- 220/240v power outlets (2)
- Timber-laid flooring (V-groove planked)

### **Aft Dinette**

- Upholstered L-shaped sofa with storage drawers below (including dedicated crockery storage)
- Folding table
- Triple stainless-steel framed sliding door to cockpit
- Manual Venetian blinds to windows
- LED overhead lighting (24V)
- 220/240v power outlets
- USB charging points
- Manual Venetian blinds to windows
- LED overhead lighting (24V)
- 220/240v power outlets (2)

### **Owner's Stateroom**

- Large double bed with bedside tables and drawers below
- Two-seater sofa to port
- Wardrobe to starboard
- Mirror
- Sideboard unit
- Panoramic windows including opening portholes

- Manual Venetian blinds to all windows
- LED overhead and concealed lighting (24V)
- Individual berth lights
- 220/240v outlets
- USB charging points
- Fitted carpet

### **En-Suite Bathroom**

- Wash hand basin with Solid Surface vanity top
- Mirror
- Storage lockers
- Shower compartment with automatic pump out
- Electric freshwater toilet
- Extractor fan
- Window with opening porthole
- Manual Venetian blind to window
- LED overhead and concealed lighting (24V)
- 240v shaver points
- Bathroom accessories (toilet roll holder, toilet brush/holder)

- Solid Surface flooring

### **Forward Stateroom**

- Large double bed with drawers below
- Wardrobe to starboard
- Mirror
- Storage lockers and drawers
- Vanity to portside
- Windows with opening portholes
- Manual Venetian blind to all windows
- Deck escape hatch
- LED overhead and concealed lighting (24V)
- Individual berth lights
- 220/240v outlets
- USB charging points
- Fitted carpet

### **En-Suite/Day Head**

- Accessible from both the lobby/passage way and forward stateroom
- Wash hand basin with Solid Surface vanity top
- Mirror

- Storage lockers
- Shower compartment with automatic pump out
- Electric freshwater toilet
- Extractor fan
- Window with opening porthole
- Manual Venetian blind to window
- LED overhead and concealed lighting (24V)
- 240v shaver points
- Bathroom accessories (toilet roll holder, toilet brush/holder)
- Solid Surface flooring

### **Starboard Guest Cabin**

- Two single beds with storage below
- Bedside table
- Wardrobe
- Mirror
- Top lockers
- Window with opening porthole
- Manual Venetian blind to window
- LED overhead and concealed lighting (24V)

- Individual berth lights
- 220/240v outlet
- USB charging points
- Fitted carpet

#### **Lower Lobby / Passageway Area**

- Storage for laundry equipment under passageway stairs (accessed via the owner's stateroom)
- LED Overhead Lighting (24V)
- Fitted carpet

#### **Starboard Side Lazarette**

- Forward athwartships bulkhead
- Starboard divisional bulkhead
- Deck access hatch with ladder
- LED overhead lighting

#### **Power And Drive Systems**

- Propeller shafts
- 5-bladed propellers in nickel aluminium bronze
- High speed balanced rudders
- Power-assisted steering system
- Bowthruster (130kgF)

- Trim tabs with indicators
- Cathodic protection for sterngear
- Sterngear, engines, fuel tank fillers, etc all electrically bonded
- Forward and aft engine room bulkheads and engine room headlining to be integrally bonded
- High volume air intakes
- Engine room extractor fan with electronic time delay
- Engine exhaust silencers and water-cooled exhausts
- Engines flexibly mounted
- Automatic fire extinguisher with remote override control
- Automatic and manual bilge pumps
- Engine room lighting
- Engine room access hatch and ladder
- Electronic engine and gear shift controls
- Fresh water supply point in engine room
- Dripless self-aligning shaft seals

#### **Electrical Systems**

24 Volt:

- 4 x heavy duty batteries for engine starting
- 4 x heavy duty auxiliary batteries
- Battery link facility with remote control at helm position
- Both battery banks are charged using a voltage sensitive relay that parallels both battery banks when a charging source is present
- 40-amp 24v float battery charger
- Remote battery isolator control switches at main switch panel position
- Circuit breakers on all circuits
- 12v voltage dropper/converters for certain navigation and radio circuits
- Princess Connect telemetry and maintenance system

220/240 Volt:

- European specification: 11 kW @ 50Hz diesel generator, in own sound shields, water cooled and with specially silenced exhaust systems and with remote operation from main control panel

- Automatic fire extinguisher situated in engine room
- Shore power/generator change over control operated from main control panel
- Polarity check system
- Earth leakage safety trip
- Circuit breakers on all circuits
- All cabins feature 220/240v power points and USB charging points
- All bathrooms feature electric freshwater toilets and 240v shaver points

#### **Fuel System**

- Twin fuel tanks in NS8 marine grade alloy with interconnection system 462 gal / 555 US gal / 2100 l capacity
- Fuel fillers to port and starboard decks
- High-capacity duplex fuel filters/water traps with integral changeover valves
- Water warning sensors connected to warning lights at main helm position
- Remote fuel isolation controls in cockpit locker for main engines and generator

- Fuel gauges displayed on MFDs at both helm consoles

### **Water System**

- Water tanks giving a water capacity (excl. calorifier) of 114 gal / 137 US gal / 520 l capacity plus 73 litres hot water calorifier
- Water heated by engines and 3kW immersion heater
- Automatic water pump with filter
- Main circuit breaker at main switch panel
- Water level gauge
- Deck filler
- Electric quiet flush toilet system linked to 57 gal / 69 US gal / 260 l black water tank, content gauge and manual overboard discharge, with macerator backup system as well as dockside discharge system

### **Bilge Pumps**

- Automatic/manual override electric bilge pumps in engine room (2) and forward accommodation (2) (4 in total)
- High-capacity manual bilge system with valve system and suction points in the same areas

- Electric bilge pumps have controls and warning lights at main helm with audible alarm at flybridge helm

### **Extinguishers / Fire Control Systems**

- Automatic engine room fire extinguisher system (with manual override) and warning system at main and flybridge helm positions providing automatic shutdown of engines, generators and ventilation fans
- Automatic fire extinguisher system under main helm
- Hand operated fire extinguishers (5) in owner's stateroom, forward and starboard guest cabin, galley and main helm position
- Additional extinguisher fitted when optional crew cabin is specified

### **Other Standard Equipment**

- Ensign staff
- Fenders (6)
- Mooring warps (4)
- Tool kit
- Boat hook
- Anchor winch back up handle
- First Aid kit

- Bed covers supplied to all cabins (except optional crew cabin)
- Owner's manual and engine manual
- Ship's document case

### **Finishes**

- Teak-laid transom platform, transom steps, cockpit deck, flybridge stairway and steps to side deck
- Timber-laid flooring (V-groove planked) to galley and aft dinette
- Furniture in Rovere oak satin finish as standard (Silver Oak satin finish, Ash satin finish or Walnut satin or gloss finish available as an option)
- Solid Surface floors in all bathroom suites in guest accommodation
- Solid Surface vanity tops in all bathroom suites in guest accommodation
- Galley counter top in Solid Surface
- Exterior upholstery in white vinyl as standard, with optional upgrade to Comfort Exterior available
- Choice of high-quality carpets and upholstery fabrics from extensive range
- Manual Venetian blinds to all windows and portholes (except crew porthole)

# Optional Upgrades

# Sea Ready

With Sea Ready, we're redefining what effortless ownership looks like so you can spend more time exploring, relaxing and enjoying the water, and far less time preparing for it.

Whether you're a first-time owner or already a long-time member of the Princess family, Sea Ready brings together all the essentials you need before heading out to sea, thoughtfully curated in one convenient place.

You can now choose from a complete range of safety gear, navigation and communication tools, tender options and premium water toys – all selected by Princess experts. The goal is simple: to give you greater confidence, convenience, and peace of mind from the moment you step aboard.

Sea Ready options include:

- Safety equipment
- Tender and fittings  
[Explore the William Jet tender options using their online configurator →](#)
- Starlink communications set up
- Spare parts for key systems including drives, generators and water makers
- Watertoys
- Essential on-board equipment
- Boat name and port of registry




# Signature by Princess

Signature by Princess is a premium design service for owners who want their yacht to be unmistakably their own.

Signature offers a seamless, end-to-end experience - supporting you from your first spark of inspiration through to final execution. Whether you're seeking subtle refinements or a fully bespoke interior, our expert team works closely with you to bring your vision to life.

From tailored layouts and one-off design details to custom features such as private gyms, saunas or cinema suites, Signature transforms your ideas into beautifully considered realities. Through Signature, every yacht becomes a reflection of its owner - considered, distinctive and unmistakably personal.



SIGNATURE

BY PRINCESS

# Residence Collection

The Residence collection is designed to elevate the onboard living experience and comfort on your yacht.

Options include:

- Upgraded custom mattress from ViSpring
- Premium bed linens and towels packages from Heirlooms or Peter Reed
- Cockpit seating premium textile upholstery upgrade
- Platinum leather upgrade to key furnishings



# For Further Information

Please contact your Princess representative.

To find your Princess representative visit [princessyachts.com](http://princessyachts.com).



## Disclaimers

The details contained in this document were correct at the time of publication. Princess Yachts Limited reserves the right to modify or change the specification at any time without notice or liability. Craft illustrated in this brochure may be fitted with certain optional equipment.

\* PYL displacements are calculated with 50% fuel and water with life raft but with no optional equipment fitted or other gear.

† Maximum speeds will vary depending on cleanliness of hull, condition of sterngear, loading of craft, water and air temperatures, sea conditions, and other factors. Speed estimates are therefore given in good faith but without warranty or liability on the part of Princess Yachts Limited.