



THE TRUTH IS ON THE WATER

#THETRUTHISONTHEWATER® •   @MALIBUBOATS •  /MALIBUBOATS • MALIBUBOATS.COM

MALIBU BOATS • 2019





# MALIBU CREATIVITY

Malibu creates the most versatile boats on the water. Our commitment and approach to innovation is unparalleled. Every year we strive to develop new technology so that you can experience life without limits. We guarantee the finest craftsmanship goes into each and every boat built by hand - right here in America and Australia.





From the sunny California shores 36 years ago to waterways all over the world, Malibu continues to innovate. From creating the first wakeboard hull to throwing the entire industry on its heels with Surf Gate™—our proprietary wave-making system—we make history time and time again.

But that's in the past.

The future is our Integrated Surf Platform I.S.P.™ and it's here now to improve your wake life. I.S.P. is the sum of seven great parts that come together to produce the best wake in the world.




Performance Hulls

Tailored to each model to create perfect waves and wakes right out of the box, backed by a lifetime warranty



Engines

Monsoon V8 engines are the power behind the fun, backed by a full five-year warranty



Quad Hard Tank™ Ballast System

Setting the standard for factory ballast systems including the award-winning Maxballast™



Power Wedge™

Power Wedge III makes your wave and wake huge! (Or mellow, depending on how you set it)



Surf Gate™

Unparalleled wave making power with Malibu's patented and award-winning Surf Gate system.



Malibu Command Center™

Industries most intuitive and award-winning helm control system



Surf Band™

Malibu's exclusive Surf Band gives you full control of your wave, speed and music while riding



WIRELESS CHARGING

Charge your phone without cords in up to three different spots on select models.



Gx TOWER

Turn the dial to raise or lower the fully automatic new Gx Tower now with integrated clamping board racks.

# THE MALIBU STORY

1982

1984

1989

The Malibu Skier

Expanded production to Tennessee facility

Euro-f3 Series ski boats, inspired by European car designs

Malibu's 18-function Electronic Management System  
First swivel-head ski pylon

1991

Computron, the watersports world's first onboard computer system  
Fiberglass Engine Chassis System (FibECS)  
Monsoon engines, with electronic fuel injection  
Echelon, Boat of the Year

1993

The Malibu Sport V-drive

Debuted Wedge hydrofoil technology  
Multisport Diamond Hull

1996

Debuting Wedge hydrofoil technology

1998

Debuting Wedge hydrofoil technology

1999

Wakesetter becomes first wakeboard-specific boat

2001

MSCAN navigation system, with GPS  
Malibu beam jump to 102 inches

2004

Gorilla fins added to V-drives  
23 LSV becomes best-selling towboat of all time  
Malibu Launch System (MLS)  
Quad Hard Tank Ballast

2005

21 VLX named Towboat of the Year

2006

Electronic Power Wedge introduced

2009

Malibu creates Axis Wake Research  
MaliView, with a 6.5-inch multifunction screen  
CEO Jack Springer joins Malibu

2010

The G3 tower, designed and built in-house

2012

Pickle-fork MXZ Series  
TXi Response introduced  
Surf Gate, the ultimate wakesurf system and Innovation of the Year

2014

New 22 VLX introduced with updated multisport ride/surf/ski hulls  
Visual and audible wakesurf transfer signaling  
Introduced Wake Plus Hull, designed specifically for Surf Gate

2015

The 25 LSV launched as Malibu's biggest boat ever  
The M235 is introduced as Malibu's ultra-premium model and official towboat of the Evolution Pro Series  
Integrated Surf Platform wins Boating Industry's Top Product award  
Malibu introduces the most technological advances in one model year in the history of the watersports industry, including the Power Wedge II, Command Center, G4 Tower and a host of other industry-leading innovations  
23 LSV remains best-selling towboat of all time  
Malibu Trailers introduced

2016

All-new 21 VLX launches  
Command Wheel wins Innovation of the Year at WSIA Summit Leadership Awards  
G3.5 Tower introduced

2017

Surf Band with volume control  
Extended bimini  
REV10 Speakers

2018

2019

# NEW INNOVATIONS FOR 2019



BOW CAMERA

Dock and trailer like a veteran. Just put it in "docking mode" and you can see where you're going.



LUXURIOUS UPHOLSTERY

With new textures and plenty of accent colors your options are only limited by your imagination.



# TABLE OF CONTENTS

Dedication To Innovation	8
Surf Gate	10
Surf Band	11
Power Wedge III	12
Malibu Monsoon Engines	14
The Malibu Fleet	16
M235	18
LSV Series	24
MXZ Series	38
LX Series	48
Crossover & Ski Series	58
Trailers	68
Towers	70
Malibu Benefits	72
Colors & Boat Builder	74
Malibu Pro Team	76






COMMAND CENTER



MALIBU MONSOON POWER



QUAD HARD TANK™  
BALLAST SYSTEM



SURF GATE



POWER WEDGE™ III



# MALIBU INNOVATION





## SURF GATE

Bringing the ocean to the lake has been a dream of surfers around the globe for generations, but it didn't really happen until 2013. What changed? Malibu introduced Surf Gate and revolutionized the industry. Now you can conjure up thigh-high swells on command on either side of the boat with one finger. Tailor your wave with more options than you ever thought possible in a boat and do it all in classic Malibu luxury and style.



## SURF BAND

Finally, you're in total control of your wave. Malibu has the world's first and only Surf Band, which allows you to dial in your wave while you're riding. No more yelling back and forth between rider and driver, Surf Band lets you control the size, shape and side of your wave. If that wasn't enough, we threw in the boat speed and tower speaker volume so you can truly have your best set ever.



## POWER WEDGE III

One of Malibu's original wakesports innovations just got more effective. The Power Wedge III makes your wakes and waves bigger by pulling down the back of the boat and saves gas by automatically getting you on plane faster. For 2019 it has five more degrees of lift for more usable positions and an improved exhaust pipe so it's more effective and it looks better than ever. Our innovations are always evolving.







## MALIBU MONSOON POWER

Malibu's Monsoon Engines are specifically engineered to deliver the incredible torque required to propel a ballasted towboat at watersports speeds with consistency. Most Malibu boats come standard with the Monsoon 409, while the 24 MXZ and 25 LSV are equipped with the Monsoon 450\* engine. The M235 is outfitted with the supercharged Monsoon 550\*.

\*The Monsoon 450 and 550 are optional on specific models.





M235		25 LSV		23 LSV		22 LSV		24 MXZ		22 MXZ		21 VLX		21 MLX		20 VTX		RESPONSE TXi	
LENGTH	23'5"/7.14m	LENGTH	25'/7.62m	LENGTH	23'/7.01m	LENGTH	21'11"/6.65m	LENGTH	24'5"/7.44m	LENGTH	22'5"/6.68m	LENGTH	21'/6.4m	LENGTH	21'/6.4m	LENGTH	20'/6.10m	LENGTH	20'6"/6.25m
BEAM	102"/2.59m	BEAM	102"/2.59m	BEAM	102"/2.59m	BEAM	102"/2.59m	BEAM	102"/2.59m	BEAM	102"/2.59m	BEAM	98"/2.49m	BEAM	98"/2.49m	BEAM	98"/2.49m	BEAM	95"/2.41m
DRAFT	32"/0.81m	DRAFT	32"/0.81m	DRAFT	27"/0.69m	DRAFT	27"/0.69m	DRAFT	32"/0.81m	DRAFT	27"/0.69m	DRAFT	27"/0.69m	DRAFT	27"/0.69m	DRAFT	27"/0.69 m	DRAFT	22"/0.56m
CAPACITY	17 people	CAPACITY	18 people	CAPACITY	15 people	CAPACITY	14 people	CAPACITY	18 people	CAPACITY	15 people	CAPACITY	13 people	CAPACITY	14 people	CAPACITY	11 people	CAPACITY	Open Bow 7, Closed Bow 5
FUEL	78 gal/295.2L	FUEL	87 gal/329.3L	FUEL	65 gal/246L	FUEL	48 gal/181.7L	FUEL	77 gal/291.4L	FUEL	48 gal/181.7L	FUEL	48 gal/181.7L	FUEL	48 gal/181.7L	FUEL	38 gal/143.8L	FUEL	40 gal/151.4L
WEIGHT	6,200 lbs./2,812kg	WEIGHT	5,600 lbs./2,540kg	WEIGHT	5,100 lbs./2,313kg	WEIGHT	4,900 lbs./2,223kg	WEIGHT	5,500 lbs./2,495kg	WEIGHT	5,200 lbs./2,359kg	WEIGHT	4,200 lbs./1,905kg	WEIGHT	4,500 lbs./ 2,041kg	WEIGHT	3,500 lbs./1,588kg	WEIGHT	3,100 lbs./1,406kg
HULL TYPE	Wake Plus	HULL TYPE	Wake Plus	HULL TYPE	Wake Plus/Diamond	HULL TYPE	Wake Plus/Diamond	HULL TYPE	Wake Plus	HULL TYPE	Wake Plus	HULL TYPE	Wake Plus/Diamond	HULL TYPE	Wake Plus	HULL TYPE	Cut Diamond	HULL TYPE	T Cut Diamond
TORQUE	550 ft.-lbs.	TORQUE	450-550ft.-lbs.	TORQUE	409-550ft.-lbs.	TORQUE	409-550ft.-lbs.	TORQUE	450-550ft.-lbs.	TORQUE	409-550ft.-lbs.	TORQUE	409-450ft.-lbs.	TORQUE	409-450ft.-lbs.	TORQUE	409-450ft.-lbs.	TORQUE	409-450ft.-lbs.
MAX BALLAST	4,960 lbs.*	MAX BALLAST	4,810 lbs.*	MAX BALLAST	4,240 lbs.*	MAX BALLAST	4,210 lbs.*	MAX BALLAST	4,830 lbs.*	MAX BALLAST	4,440 lbs.*	MAX BALLAST	3,690 lbs.*	MAX BALLAST	3,950 lbs.*	MAX BALLAST	3,560 lbs.*		





Rear Walk-Through and Spacious Lounge



Deep Bow with Seating for 4



Sport Dash with Wireless Charging



New Helm Seat with Billet Accents Throughout



Malibu Wake View Bench Seat™

# M235

If you want the top of the line, look no further than the Alpha. The 23' 5" M235 churns up wakes the pros dream about along with best-in-class luxury features. The M235 has no weaknesses.



# M235



The Official Towboat of  
The World Games

With higher sides than the rest of the line, kids sit lower and safer in the boat and adults get a more comfortable ride. The super-deep hull also means bigger ballast tanks that are below the floor, more storage, and room for 17 to sit in total comfort. All this weight translates into the biggest wake in the line, and with proven Malibu engineering the shape is perfect every time. Set the ambience with three independent zones of RGB lighting, warm up after an early season set with a heated shower, reverse with confidence with the rear-view camera, automatically lower the new Gx tower with the turn of a switch, trailer and dock like a pro with the bow camera—the list goes on and on. The M235 is the total package for the family who wants the best wakes on the water today but doesn't want to compromise on comfort.

- World's ultimate watersports towboat
- Seating for 17
- Exclusive extra-deep Wake Plus Hull
- Monsoon 550 Supercharged Engine
- Rear-Facing WakeView bench seat
- Luxury cabin with plush wraparound upholstery
- Transom walk-through with billet wind-block door
- Folding bow ladder
- GX Tower
- Malibu MultiZone RGB Lighting Controller
- 4,000-Watt Wet Sounds Audio System with two 12-inch subwoofers
- Transom stereo remote
- Heated helm seat
- Five-outlet cabin heater
- Hot-water shower

- Malibu-branded Yeti hard cooler
- Billet features throughout, including grab handles, glove box, walk-through storage, trash can and vent covers
- Rear-View Camera
- Gen III Bimini
- Great Lakes Flip Bimini (optional)
- REV10 Tower Speakers

#### INTEGRATED SURF PACKAGE

- Surf Gate
- Surf Band
- Power Wedge III
- Quad Hard Tank Ballast
- Malibu Command Center









# LSV SERIES

Known for classic styling and award-winning performance, the LSV delivers world-class on-water performance whether your looking to wakesurf, wakeboard or waterski. New for 2019 the 22 LSV joins the best-selling 23 LSV and an all-new 25 LSV.




Completely Redesigned Lounge & Storage on the 25 LSV



Ample USB Outlets & Phone Storage on the 25 LSV



Accent Lighting & Wetounds™ Speakers Throughout



Traditional Bow Styling on the LSV Series



Award Winning Command Center with Sport Dash Control & Command Wheel



All-New Ergonomic Helm Seat with Flip-Up Bolster



# WAKESETTER 25LSV

All-new for 2019 and based on the footprint of the 23 LSV—the best-selling towboat in history—the 25 LSV is one of the biggest boats in the Malibu line. With seating for 18 and over two tons of available ballast, even for Malibu this is a massive wake. Face the action with the Malibu Multi View Bench Seat™ when it's time to ride or flip it over to set up a table when it's time to relax. The 25 LSV is performance wrapped in luxury that will exceed your expectations.

- Maximum space & agility
- Malibu Command Center
- Seating for 18
- Wake Plus Hull
- Standard Monsoon 450 engine
- Malibu Multi-View Bench Seat (optional)
- Plush wraparound upholstery
- Standard G3.5 Tower
- Digitally Tuned Zoned Audio
- Storage/Cooler Locker
- MaxBallast L-Shaped Ballast Tanks
- Plug 'n Play Ballast (optional)
- Dual 12" Subs (optional)
- MaliBoost™ Jet Thruster (optional)
- Flip Down Swim Step (optional)

#### INTEGRATED SURF PACKAGE (optional)

- Surf Gate
- Surf Band
- Power Wedge III
- Quad Hard Tank Ballast









# WAKESETTER 23LSV



Wakesurfing Boat of the Year Winner. The best-selling towboat of all time, and for good reason. At 23 feet, it's the perfect size to make memories on the water with up to 15 people. The 23 LSV will generate an absolute wall of water when you want it, but with the Diamond Multisport Hull it can create approachable wakes for beginners and even mellow slalom wakes. With a classic traditional bow look, the 23 LSV is the essence of the original Malibu brand and still a legend in the industry.

- Seating for 15
- Malibu Command Center
- Deeper Wake Plus Hull for more storage
- Diamond Multisport Hull for versatility (optional)
- MaxBallast L-Shaped Tanks
- Plush wraparound upholstery
- Transom walkover pad
- G3.5 Tower
- Digitally Tuned Zoned Audio
- Plug 'n Play Ballast (optional)
- Rear-Facing WakeView bench seat (optional)
- Dual 12" Subs (optional)

#### INTEGRATED SURF PACKAGE (optional)

- Surf Gate
- Surf Band
- Power Wedge III
- Quad Hard Tank Ballast









# WAKESETTER 22LSV

With seating for up to 14 and two different hull choices, this all-new traditional bow can be set up for how your family plays. Choose the Diamond Multisport hull to get the most versatile wakeboarding/surfing/waterski surface on the planet, or opt for the Wake Plus Hull to go hardcore surf and wake. Designed in the style of the 23 LSV—the most popular towboat in history—the 22 LSV has all that styling and performance in a more compact package.

- Amazing agility
- Malibu Command Center
- Seating for 14
- Wake Plus or Diamond Multisport Hull
- Traditional bow
- Plush wraparound upholstery
- G3.5 Tower
- Digitally Tuned Zoned Audio
- Rear-Facing Malibu Wake View Bench Seat™ (optional)
- Power Helm Seat (optional)
- Hot-Water Shower (optional)

#### INTEGRATED SURF PACKAGE (optional)

- Surf Gate
- Surf Band
- Power Wedge III
- Quad Hard Tank Ballast









# MXZ SERIES

Highlighted by a sleek, spacious pickle-fork design and pro level wake and wave performance, the 22 & 24 MXZ epitomize luxurious yet edgy styling and comfort.



**New Ergonomic Helm Seat with Flip-up Bolster**



**Spacious Bow Seating with Convenient Flip Down Arm Rests**



**Easy Bow Entry that Includes Fold-Out Bow Ladder**



**Ample USB Outlets, Cup holders and Ambient Lighting**



**Lounge Area with Deep Storage and Wake View Seating Options**



# WAKESETTER 24MXZ

For families who like room to stretch out and some the biggest wakes in the industry, the 24 MXZ delivers in spades. The pickle-fork bow is so big it's like another boat, which is handy if you want to give the kids their own space to play. The Wake Plus hull and almost five thousand pounds of ballast create an absolute wall of water for surfing and wakeboarding, and with the available MaliBoost Jet Thruster the 24 MXZ handles like a dream in any conditions.

- Incredible space & agility
- Malibu Command Center
- Seating for 18
- Wake Plus Hull
- Folding bow ladder
- MaxBallast L-Shaped Tanks
- Standard Monsoon 450 engine
- Rear-Facing WakeView bench seat (optional)
- Plush wraparound upholstery
- Transom walk-through
- Standard G3.5 Tower
- Digitally Tuned Zoned Audio
- MaliBoost Directional Docking & Maneuvering System (optional)
- Dual 12" Subs (optional)

#### INTEGRATED SURF PACKAGE (optional)

- Surf Gate
- Surf Band
- Power Wedge III
- Quad Hard Tank Ballast









# WAKESETTER 22MXZ

The 22 MXZ is a midsize boat only in length. The massive pickle-fork bow lets passengers stretch out up front with options to sit forward or backward in total comfort. The cabin features wraparound seating and the overall layout makes for ultimate maneuverability. The boat that perfected the pickle-fork bow, the 22 MXZ delivers more than ever in 2019.

- Amazing agility
- Malibu Command Center
- Seating for 15
- Wake Plus Hull
- Folding bow ladder
- MaxBallast L-Shaped Tanks
- Rear-Facing WakeView bench seat (optional)
- G3.5 Tower
- Digitally Tuned Zoned Audio
- Plug 'n Play Ballast (optional)

#### **INTEGRATED SURF PACKAGE** (optional)

- Surf Gate
- Surf Band
- Power Wedge III
- Quad Hard Tank Ballast











Pop-Up Ski Pylon Conveniently Nested in New Luxurious Vinyl



Command Center Featuring Sport Dash Option with Phone Holder

# LX SERIES

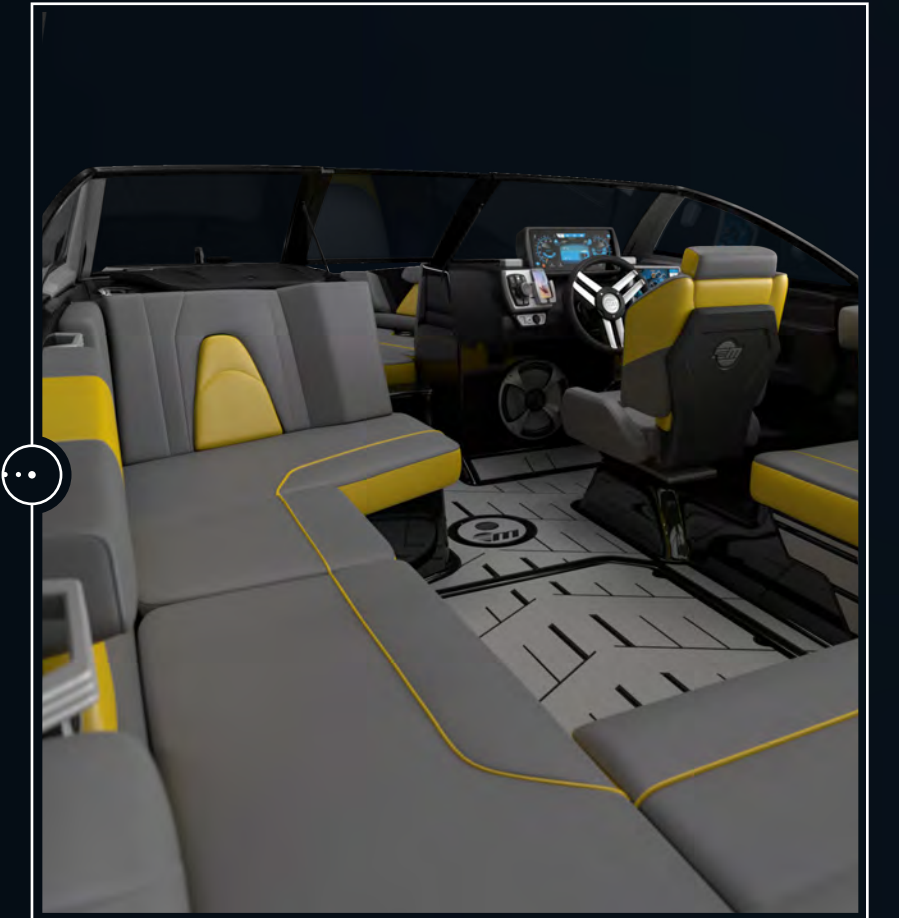
The LX series comes with everything you need to get out on the water at an incredible value for the family that loves to wakeboard, surf and ski.



I.S.P. "Integrated Surf Platform" Features Surf Gate, Power Wedge III and Quad Hard Tank Ballast



Traditional Bow Styling with Deep Seating on the 21 VLX



Plush Seating for up to 14 People



# WAKESETTER 21VLX

The 21 VLX is designed for the family that loves to wakeboard, surf and ski. The 21 VLX comes with everything you need to get out on the water at an incredible value. With seating for 13 and all the trimmings, you're going to have a massive wake when you need it and smooth, passable slalom wakes when you want to switch gears.

- Incredible Malibu value
- Malibu Command Center
- Seating for 13
- Wake Plus or Diamond™ Multisport Hull
- Traditional bow design
- G3.5 Tower
- Bimini top
- Matching Malibu Trailer

#### INTEGRATED SURF PACKAGE

- Surf Gate
- Surf Band
- Power Wedge III
- Quad Hard Tank Ballast









# WAKESETTER 21MLX

Released in 2018, the 21 MLX is one of the most advanced wake boats on the market and it comes at an incredible value. Built with the quality Malibu is known for, the 21 MLX has a pickle-fork bow and comes standard with everything you're going to need to make a massive dent in the water for wakeboarding and surfing. Seating for 14 means you've got plenty of space and the big bow means you've got a separate social zone where the kids (or adults) can comfortably hang out.

- Incredible Malibu value
- Malibu Command Center
- Seating for up to 14
- Wake Plus Hull™
- Pickle-fork bow
- G3.5 Tower
- Bimini top
- Canvas cover
- Matching Malibu Trailer

#### INTEGRATED SURF PACKAGE

- Surf Gate
- Surf Band
- Power Wedge III
- Quad Hard Tank Ballast











Deep Storage and Seating for up to 11 on the 20 VTX




Response TXi Featuring Optimized Engine Placement for Record-Setting Ski Wakes



Removable Rear Jump Seats on the Response TXi

## CROSSOVER & SKI SERIES

Built for the waterski fanatic, choose between the 20 VTX Crossover for all watersports or the world-record setting Response TXi to set your personal best on the slalom course.



Windblock Storage Under the Bow Seating on the 20 VTX



Removable Center Ski Pylon and Pop-Up Rear Pylon on the 20 VTX



Award-Winning Command Center Featuring the All-New Ergonomic Helm Seat



# WAKESETTER 20VTX

The 20 VTX is the perfect compromise because it excels at everything. Its unique Malibu Cut Diamond Hull™ is tournament approved—so you get pro-level slalom wakes—but fill the ballast, drop the Power Wedge III and deploy Surf Gate for a wave you're not going to believe came off a 20-foot boat. Besides that, the 20 VTX trailers like a dream and fits in a standard garage. For families who want to do everything, this is the ultimate compromise.

- Easy to trailer and garage
- Malibu Command Center
- Seating for 11
- Cut Diamond Multisport Hull
- Traditional bow design
- 3-event certified
- Center-pull ski pylon
- G3.5 Tower

#### INTEGRATED SURF PACKAGE (optional)

- Surf Gate
- Surf Band
- Power Wedge III
- Quad Hard Tank Ballast









# TXi

The sleek, tournament-ready Response TXi has the latest in Malibu technology and innovations sitting on a tournament-ready hull. With 12 world records under its belt, the performance of the T-Cut Diamond Hull™ on the TXi is undeniable. Smooth, passable, barely-there wakes come straight from the factory. The pull is unrelentingly consistent with dead-on tracking thanks to the Advanced Rudder Control, which allows you to adjust the steering load for the perfect feel.

Styling is clean and sophisticated with the option of an open or closed bow. Gunwale racks cradle your ski with the fin guarded, marine-grade foam covers the floor, and wet storage at the back is ready to stash your gear after a set. Opt for the Malibu Open Edition TXi and get a 7-inch touchscreen, Zero Off GPS speed control and billet aluminum accents.

- Record setting T-Cut Diamond Hull
- Traditional European closed bow or seven-seat open bow
- Lifetime Hull Warranty
- Designed for all skill levels

- Malibu Open Edition (optional)
- Malibu Open Edition badging
  - 7" Touch Screen
  - Zero Off cruise control
  - Billet aluminum accents throughout





RESPONSE TXi







## MALIBU TRAILERS

Since we began making custom trailers, more than 95 percent of our customers have ordered a Malibu Trailer with their new towboat. That's because Malibu Trailers are specifically engineered to accommodate the clearance, size and weight of a Malibu boat.

Every Malibu Trailer Designed specifically for each model, NATM award-winning Malibu Trailers are made in America and backed up by a limited five-year warranty. Customizable to match your boat with options like runway lighting, two-tone paint, Malibu-branded wheels and more, Malibu trailers are an extension of your new boat.

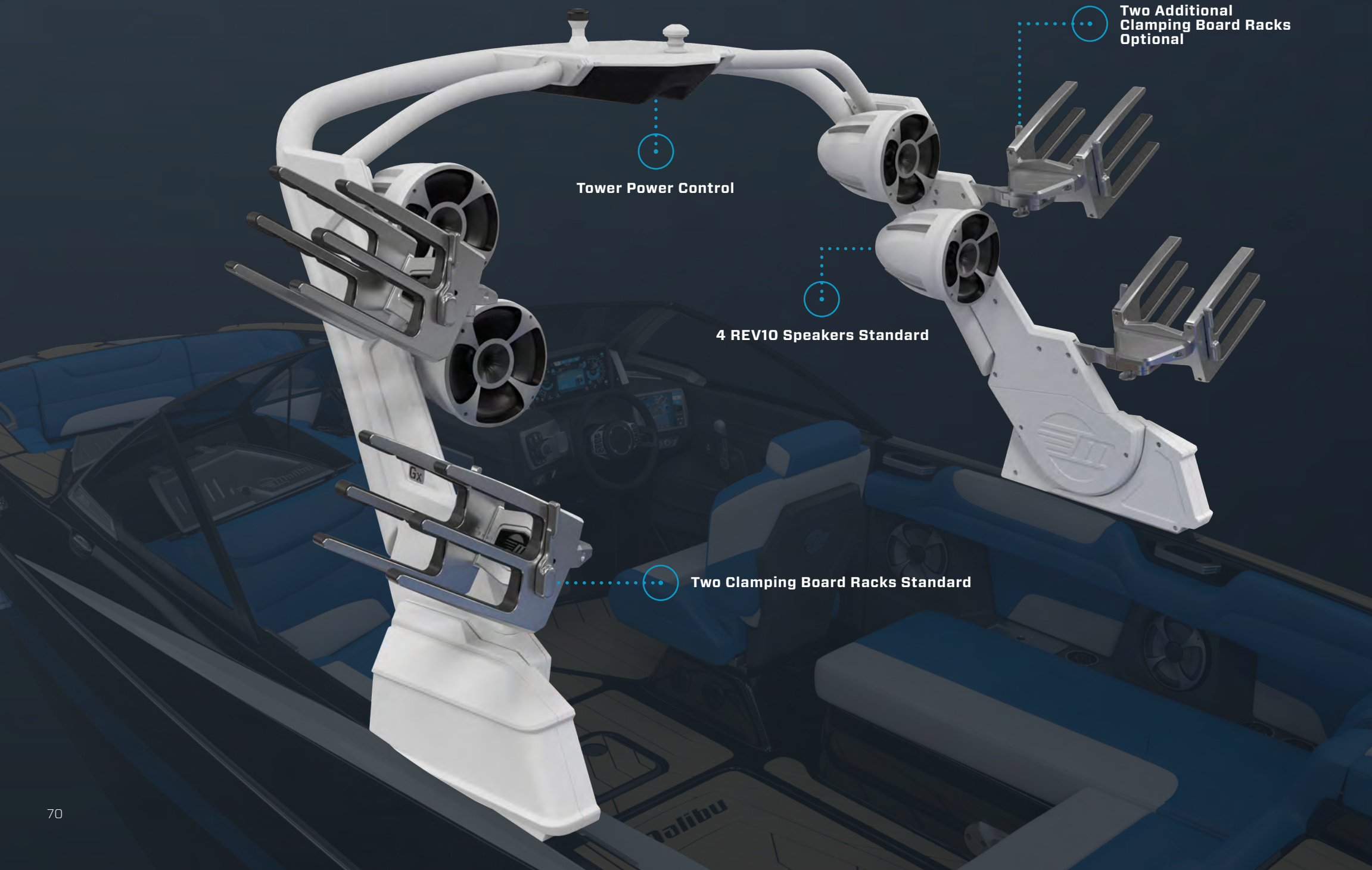
- Premium steel for all frame parts
- Bow-stand brace features bow step and Malibu emblem to match fender color when you order two-tone paint
- Fender steps fully welded to trailer frame
- Premium DuPont paints and primer

Is handcrafted in America at our factory in Loudon, Tenn., with the highest quality materials and leading-edge manufacturing processes. They feature premium industry-standard steel for all frame parts and clean, consistent welds. We confidently back Malibu Trailers with a 5-year limited warranty.

Now, you can make your Malibu Trailer as distinctive as the boat it's pulling, with options such as two-tone paint, Rockstar wheels, stainless steel fenders, runway lighting and more.



# INTRODUCING THE ALL-NEW Gx TOWER



# TOWERING PERFORMANCE

Crafted of aerospace aluminum with an ultra-strong internal structure, Malibu towers are made in our California plant to control quality and ensure your tower is the perfect fit to your boat. Flood the cabin with integrated LED lighting that you control from the dash and add clamping board racks to free up storage in the boat.



## Gx

Never before has a tower been so simple. Turn the dial to automatically raise or lower the all-new Gx. A tamed beast with no pinch points or external wiring, this is the next level of tower design.



## G3.5

The Malibu standard, the G3.5 is designed to raise and lower with one person while fully loaded with board racks and speakers. A work of art on top of a work of art, the G3.5 has your back while saving your back.

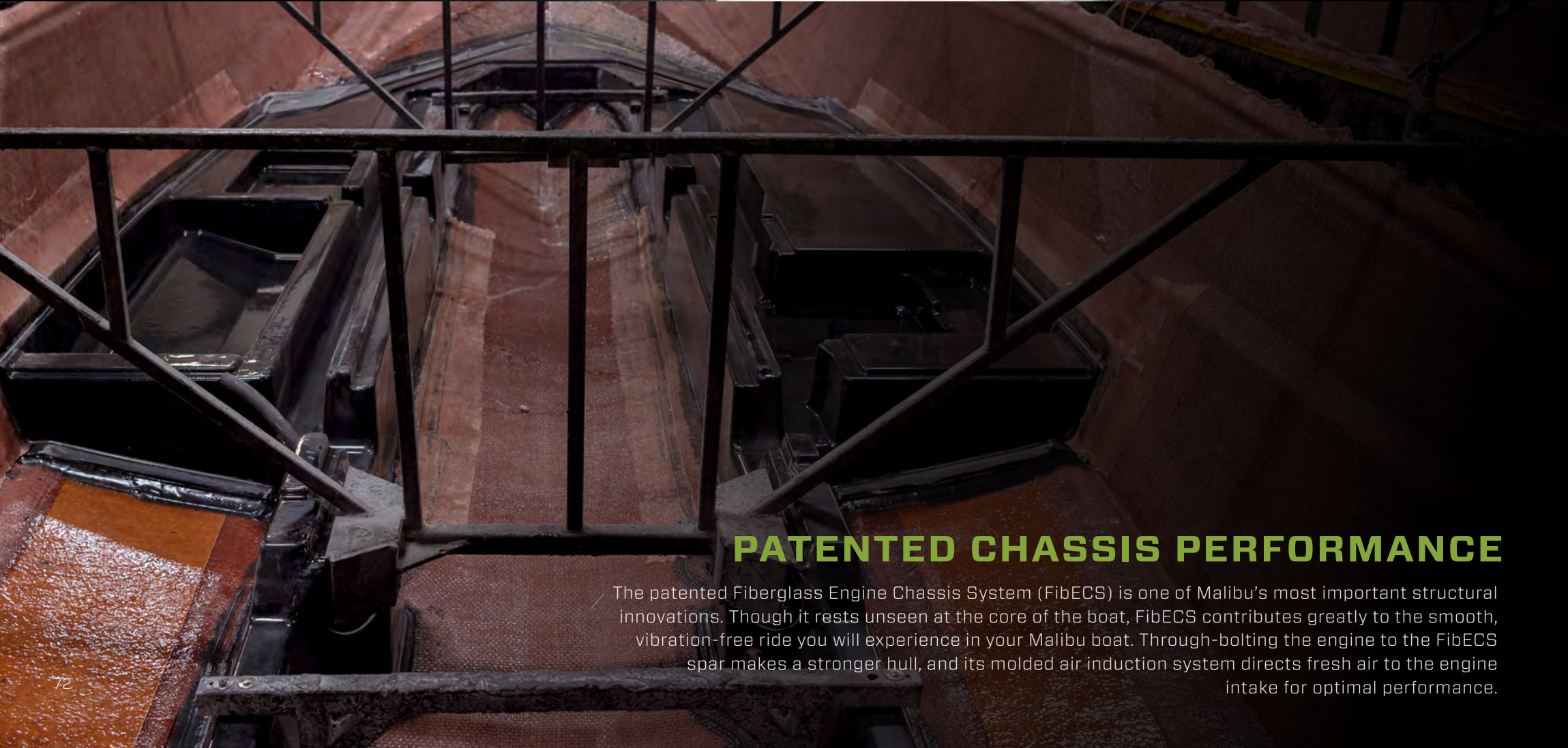


# THE TRUTH IS ON THE WATER™

You’ve read all about Malibu and now you want the experience. Perfect. That’s what we do best. To get out on the water all you have to do is contact your local dealer. When you’re on the water, watch how quick and easy it is to make a consistent, clean and perfectly shaped wake no matter the conditions. Malibu owners take this for granted but not all towboats are this capable. But don’t take our word for it, experience it for yourself. The truth is truly on the water.



Type of Warranty	Full Factory 5 Years
Powertrain	5
Components	5
Interior/Upholstery	5
Audio	5
Gel Coat	1



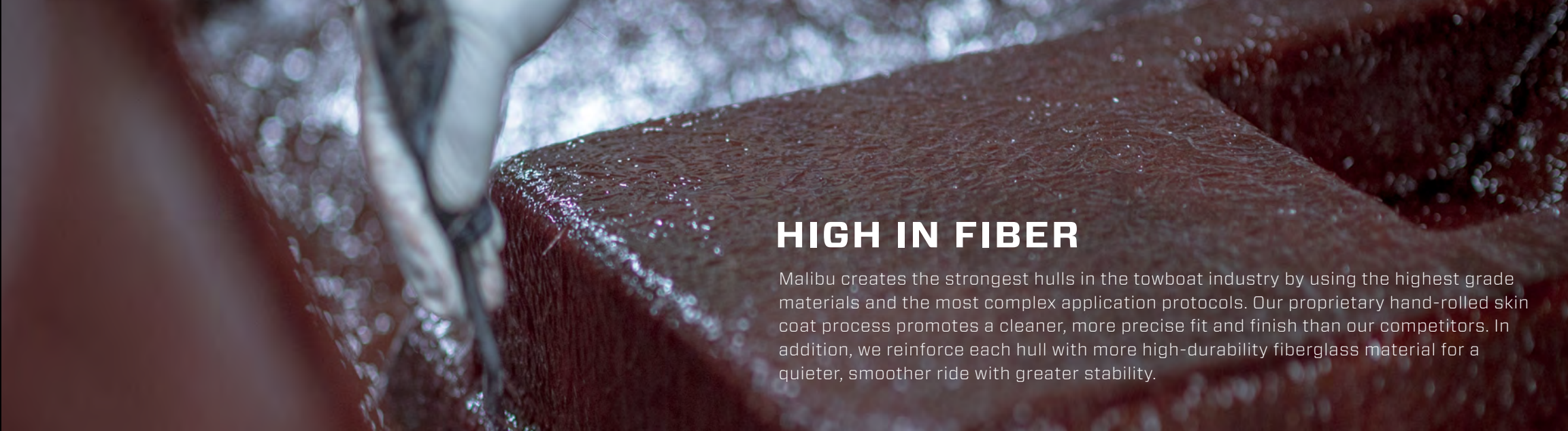
## PATENTED CHASSIS PERFORMANCE

The patented Fiberglass Engine Chassis System (FibECS) is one of Malibu’s most important structural innovations. Though it rests unseen at the core of the boat, FibECS contributes greatly to the smooth, vibration-free ride you will experience in your Malibu boat. Through-bolting the engine to the FibECS spar makes a stronger hull, and its molded air induction system directs fresh air to the engine intake for optimal performance.



## MALIBU V-DRIVE

Malibu has used V-Drive propulsion for more than 20 years, because it’s the safest and most stable configuration for towboats and riders. On a V-Drive, the propeller is located under the boat, while traditional inboard and outboard engines place the prop at the rear of the boat, perilously close to riders. In addition to its safety advantages, the Malibu V-Drive delivers the stable tracking of inboard running gear.



## HIGH IN FIBER


Malibu creates the strongest hulls in the towboat industry by using the highest grade materials and the most complex application protocols. Our proprietary hand-rolled skin coat process promotes a cleaner, more precise fit and finish than our competitors. In addition, we reinforce each hull with more high-durability fiberglass material for a quieter, smoother ride with greater stability.



# CUSTOMIZE YOUR MALIBU ONLINE


Build your dream boat online with Malibu Boat’s innovative Build A Boat app. Choose from a variety of exclusive colors, materials, metal flake and technology options. Show off your style, share your new creation with friends and purchase with just a few clicks!

## METALLIC COLOR OPTIONS






- 1. Machine Silver Metallic
- 2. Gunmetal Graphite Metallic
- 3. Mocha Bronze Metallic
- 4. Ebony Bronze Metallic
- 5. Indy Red Metallic
- 6. Hot Orange Metallic
- 7. Malibu Green Metallic
- 8. Sunny Summer Yellow Metallic
- 9. Cherry Wine Metallic
- 10. Zephyr Blue Metallic
- 11. Dark Blue Metallic
- 12. Vapor Blue Metallic
- 13. Azure Blue Metallic
- 14. Purple Metallic
- 15. Pink Diamond Metallic

## SOLID COLOR OPTIONS



- 1. Arctic White
- 2. Light Graphite
- 3. Graphite
- 4. Driftwood
- 5. Ebony
- 6. Indy Red
- 7. Hot Orange
- 8. Malibu Green
- 9. Sunny Summer Yellow
- 10. Cherry Wine
- 11. Zephyr Blue
- 12. Dark Blue
- 13. Vapor Blue
- 14. Azure Blue



GET STARTED TODAY!  
[WWW.MALIBUBOATS.COM](http://WWW.MALIBUBOATS.COM)



# MALIBU ATHLETES

RAPH DEROME



DALLAS FRIDAY



JEFF LANGLEY



TOSHIKI YASUI



CHAD SHARPE



CASSIDY GALE



OLI DEROME



MASSI PIFFARETTI



TARA MIKACICH



WILL ASHER



ROCKER STEINER



REGINA JAQUESS



BRIAN GRUBBS



LEWY WATT



PARKER SIEGELE



JORDAN WOLFE



COBE MIKACICH



THOMAS DEGASPERI



LUCA KIDD



STACIA BANK



JAMIN BROWN



MANON COSTARD





